



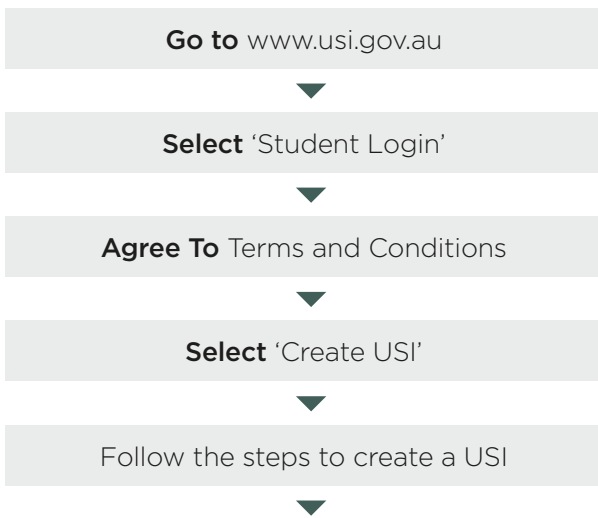
Australian Government

USI Unique Student Identifier



STUDENT QUICK GUIDE

HOW TO CREATE A USI



You will need a form of ID to create your USI such as a:

- Driver's Licence
- Medicare Card
- Passport (Australian)
- Non-Australian Passport (with Australian Visa)
- Birth Certificate (Australian)
- Certificate of Registration by Descent
- Citizenship Certificate
- ImmiCard



If your account is not activated you won't be able to view your transcript

You will need a current form of ID if you want to change your name(s) or date of birth

Your USI is yours for life and you will need to take it with you every time you enrol in training

Your password must be at least 9 characters long, contain a lowercase letter, an uppercase letter and a number or special character

Enter all of your name(s) as they appear on the form of ID you are using to create your USI



If your ID does not verify click "Next" two more times to show the Request Help link. Create a Help Request and write down your HR number

Your Help Request will be sent to the USI Office so that we can help you with the creation of your USI

HOW TO ACTIVATE YOUR USI ACCOUNT

If a training organisation created a USI for you, activate your USI account by:

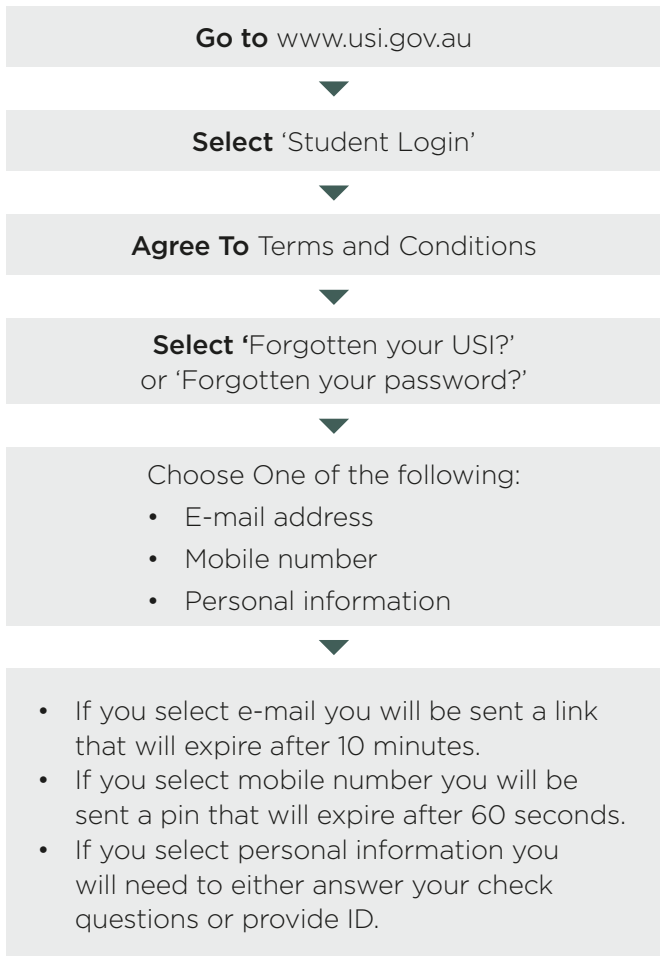
1. Clicking on the link that was sent to either your e-mail address or mobile number.
2. Once you have clicked on the link you will be asked to set up a password and two check questions.
3. You will then be able to login to your USI account. Your training organisation cannot do this part for you.

HOW TO UPDATE PERSONAL OR CONTACT DETAILS

You can change your personal and contact details by logging in to your USI account and selecting either 'Update Personal details' or 'Update Contact details'.

If you have given your training organisation permission to update your details they can make the changes for you.

HOW TO RETRIEVE A FORGOTTEN USI OR PASSWORD



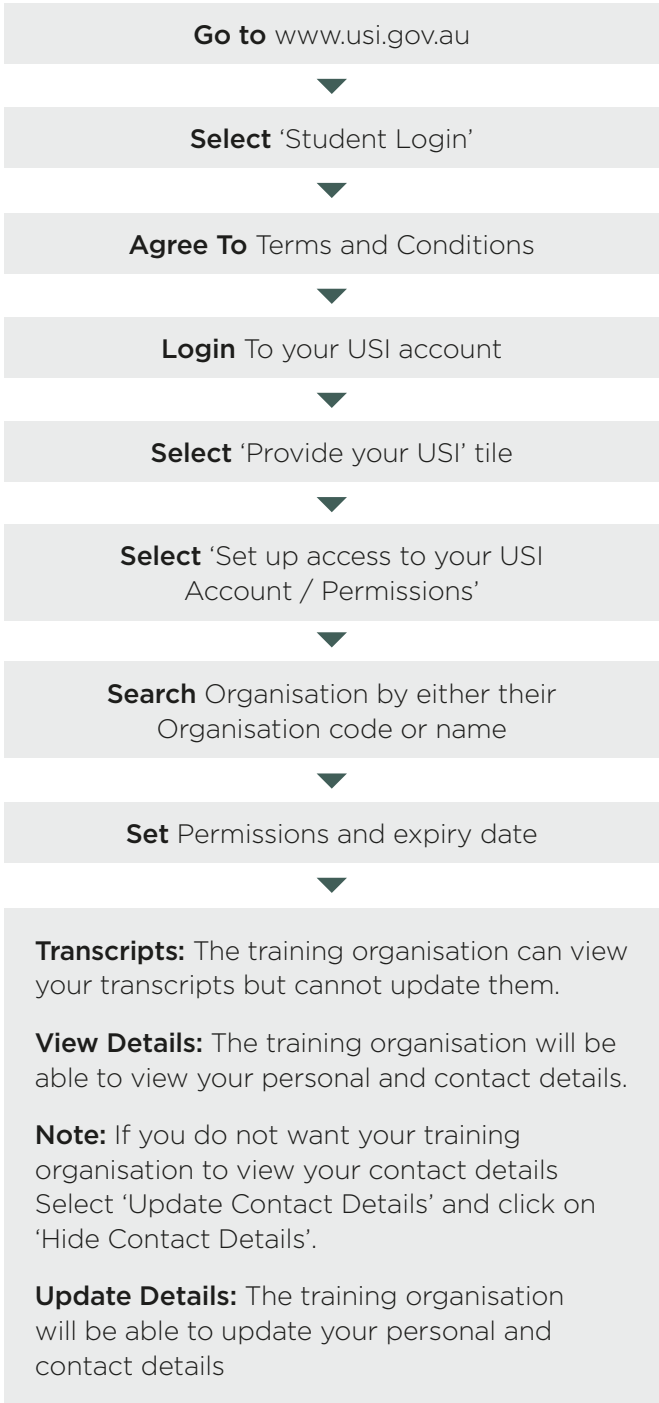
When using your e-mail address or mobile phone number it must be the same as the one that is currently in your USI account



Make sure your answers to your check questions are spelt correctly (e.g. street instead of st)

HOW TO MANAGE PERMISSIONS

A really useful tool that will save both you and your training organisation time



Transcripts: The training organisation can view your transcripts but cannot update them.

View Details: The training organisation will be able to view your personal and contact details.

Note: If you do not want your training organisation to view your contact details Select 'Update Contact Details' and click on 'Hide Contact Details'.

Update Details: The training organisation will be able to update your personal and contact details

Your transcript does not replace the training certificates, diplomas or training records issued to you by your training organisation but will come in handy if you misplace your documentation

TRANSCRIPTS

- Transcripts for training completed before 1st of January 2015 will not appear in your USI account.
- Your transcript will show information from the certificates, diplomas or training records issued by your training organisation.